



# Welcome to Yale Library

*New Faculty Orientation, AY25-26  
August 20, 2025*

Yale UNIVERSITY LIBRARY

# Agenda

## **1. Course reserves & library purchase requests**

## **2. Teaching and working with the library**

Instructional Collaborations

Undergraduate Courses

Graduate & Professional Courses

Using Special Collections for Instruction

## **3. Research support services**

Research consultations

Data Support, GIS, Statistical Analysis, and Digital Humanities

Scholarly Communication and Collection Strategy

## Learn about Course Reserves

[library.yale.edu/find-request-and-use/request/course-reserves](https://library.yale.edu/find-request-and-use/request/course-reserves)

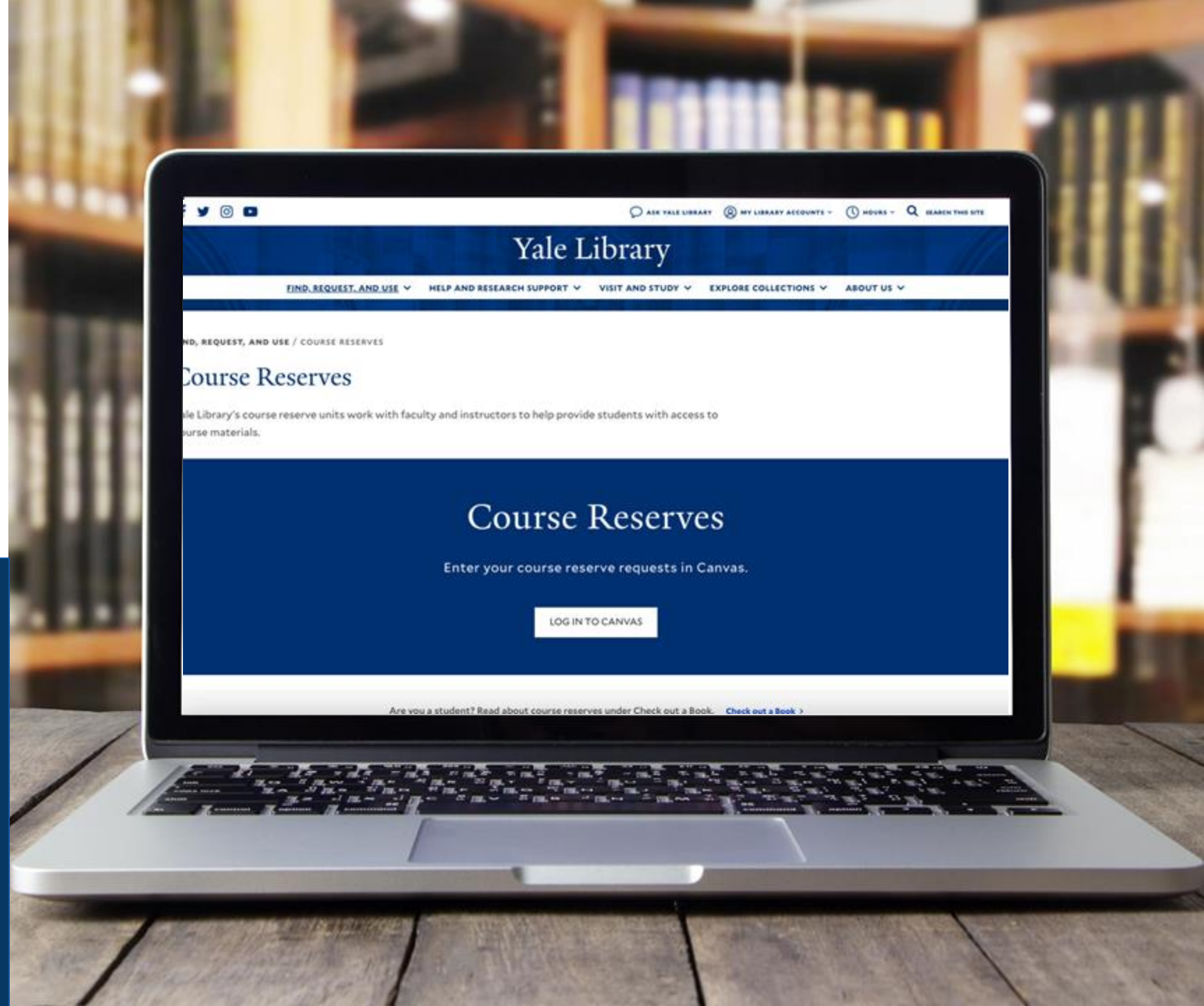
## Request Course Reserves (Canvas)

[canvas.yale.edu](https://canvas.yale.edu)

# Course Reserves and Canvas

Jessica Bower Relevo

[jessica.bower@yale.edu](mailto:jessica.bower@yale.edu)



Teaching with the library:

# Undergrad & Grad Instruction



**Kelly Marie Blanchat**

Associate Director,  
Learning Engagement  
[kelly.blanchat@yale.edu](mailto:kelly.blanchat@yale.edu)

## **What the library can offer**

Customized library instruction to support your learning outcomes and assignments, including research strategies and using library resources and tools to support managing and analyzing information.

Librarians can also create instructional material, including lesson plans, active learning activities, online research guides, and videos.

## **What we need from you**

- [A request](#), ideally 2 weeks in advance
- Collaboration!

## **Schedule a workshop for your course**

We can also work with you to host an existing workshop for your course or make something custom to support the learning outcomes for your students.

Teaching with the library:

# Workshops and tours



**Kelly Marie Blanchat**

Associate Director,  
Learning Engagement  
[kelly.blanchat@yale.edu](mailto:kelly.blanchat@yale.edu)

## **Drop-In Library Workshops (online & in-person)**

- Let's Find Books
- How to Find Scholarly Articles
- Zotero & Endnote
- Advanced Search Techniques
- Reading Strategies for Writing Papers
- Demystifying the Literature Review
- ...and more!

## **Scheduled throughout the semester, even evenings!**

- Visit [schedule.yale.edu/calendar/instruction](https://schedule.yale.edu/calendar/instruction)

## **What do you and your students need?**

Our workshops are only a success if they're useful to you and your students. We're always adding and updating workshops based on user feedback.

Teaching with the library:  
**Add us to  
your syllabus**



**Kelly Marie Blanchat**

Associate Director,  
Learning Engagement  
[kelly.blanchat@yale.edu](mailto:kelly.blanchat@yale.edu)

### **Using Yale Library**

You are strongly encouraged to use the library, from the physical spaces to its collections. Many of your course readings are on reserve already, and you can find many more resources – from books and e-books, scholarly articles, newspapers, special collections, streaming video, data sets, and more – *for free* by visiting [library.yale.edu](http://library.yale.edu).

### **Request a Personal Librarian**

All undergraduate students can request to be matched with a Personal Librarian to support research, coursework, and general library use. Request your Personal Librarian at [library.yale.edu/personal-librarians](http://library.yale.edu/personal-librarians).

### **Work with a Subject Specialist Librarian**

A Subject Specialist Librarian can support *advanced* coursework and research within your major. Find a Subject Specialist Librarian at [library.yale.edu/subject-specialist](http://library.yale.edu/subject-specialist).

### **Attend a library workshop**

Library workshops are a great way to get to know Yale Library and the essential research skills to thrive as a student at Yale. Most workshops are 30 minutes and offered online. Find a workshop at [schedule.yale.edu/calendar/instruction](http://schedule.yale.edu/calendar/instruction).

# Teaching with the library: Collaborate with Subject Specialists

**Anna Arays**

[anna.arays@yale.edu](mailto:anna.arays@yale.edu)

## Who to Contact

- [Subject Specialist Librarians](#), or
- [submit a request form online](#)

## Topics we can cover:

- Search strategies
- Literature searches
- Primary source research
- Research abroad
- Citation and research management
- Discipline-specific database navigation
- ...and more!

## Other Instruction Services

- Course guides
- Active learning
- Teaching with collections
- Canvas integration (add a Librarian to your canvas site)



Teaching with the library:

# Special Collections



**Anna Franz**

Librarian for Instruction Services  
and Pedagogy  
[anna.franz@yale.edu](mailto:anna.franz@yale.edu)

## Instruction with Yale Library's special collections

[library.yale.edu/find-request-and-use/use/using-special-collections](https://library.yale.edu/find-request-and-use/use/using-special-collections)

### Primary Source Possibilities

Use our materials for one class, several classes, or the whole term!

- Course content
- History of a discipline, a text, or idea
- Literary methods, criticism, and communities
- Artistic inspiration
- Materiality of knowledge
- Critical thinking and other transferable skills

*Plus rave student reviews!*

### We can help

- design sessions
- select materials
- design assignments
- ...and more!



Research Support:

# Self Service & Consultations



Janene Batten

Associate Director,  
Research Engagement  
[janene.batten@yale.edu](mailto:janene.batten@yale.edu)

Visit [library.yale.edu](https://library.yale.edu)

## Self Service

- Select "Help and Research Support" > [Subject Guides](#)
- Select "Help and Research Support" > [Subject Specialists](#)

## Request a Consultation

- Select "Help and Research Support" > [Research Consultation](#)



The screenshot shows the Yale Library website's navigation menu. The "HELP AND RESEARCH SUPPORT" menu item is highlighted with an orange box. Below it, the "HELP" and "RESEARCH SUPPORT" sub-menus are displayed. In the "HELP" sub-menu, "Research Consultation" and "Subject Specialists" are circled in red. In the "RESEARCH SUPPORT" sub-menu, "Subject Guides" is circled in red.

Yale Library

HELP AND RESEARCH SUPPORT ▾ VISIT AND STUDY ▾ EXPLORE COLLECTIONS ▾ ABOUT US

**HELP**

- [Research Consultation](#)
- Personal Librarians
- [Subject Specialists](#)
- Accessibility Services

**RESEARCH SUPPORT**

- [Subject Guides](#)
- Course Guides
- Copyright Basics
- Digital Humanities

# Research Support: Finding, Using & Managing Data

[researchdata.yale.edu](https://researchdata.yale.edu)

[dataverse.yale.edu](https://dataverse.yale.edu)

## Project-specific data needs

- [Data and Subject Specialist Librarians](#)

Get help with troubleshooting, as well as finding supporting and additional data/documentation for your projects

## Self-service tools

- **Search [Quicksearch](#):**

Here you can find our licensed [data sets](#)

- **Consult [Research Guides](#), such as:**

[Acquiring data](#): Learn about library purchases, navigating data use agreement process

[Accessing data](#): Find mediated access to data, reformatting

[Research Data Management](#): Find tips and resources for managing your research data, wherever it came from.

## The Yale Dataverse

Dataverse is a generalist data repository available to all Yale researchers looking to publish research data. Visit the [Yale Dataverse](#) to learn more or reach out to [dataverseadmin@yale.edu](mailto:dataverseadmin@yale.edu) for support.



The screenshot shows the Yale Dataverse website interface. At the top, there is a navigation bar with "Yale Dataverse" on the left and "Yale Library" on the right, along with links for "Search", "Terms of Use", "User Guide", "Support", and "Log In". Below the navigation bar, the "Yale Economic Growth Center" logo is prominently displayed. A search bar is visible with the text "Search this dataverse..." and a search icon. The main content area shows search results for a dataset. The results include the title "Indian female migrants face greater barriers to post-Covid recovery than males: evidence from a panel study", the publication year "2024 (1)", the author name "Panda, Rohini (1)", and a brief description of the study. The results are sorted by "Date" and show "1 to 3 of 3 Results".

# Research Support: Digital Humanities

[dhlab@yale.edu](mailto:dhlab@yale.edu)



## **Consultations ([book online](#))**

For DH projects at any stage of development. Staff can address questions related to project scope, planning, best practices, data management, tool selection, and more.

## **Workshops & Events ([join our mailing list](#))**

On DH process, ethical project development, and ongoing tensions and opportunities in the field.

### ▪ **Fall 2025 Workshops (*watch LibCal for dates*):**

- Introduction to Digital Humanities
- Introduction to Text Analysis
- Data Visualization
- Tidy Data in OpenRefine
- Reproducible Research for Humanists


## **DH Certificate (for graduate students)**

A guided, customized path to building experience and expertise in digital humanities.

## **DH Consultants (for graduate students)**

Part-time roles for digital humanists, old and new!

Research Support:  
**Geospatial  
Support Services**



**Geo-Enabling Yale faculty to conduct research, teaching, and (self) learning, such as:**

- GIS course-embedded workshops
- [GIS accelerators](#) (GIS and Remote Sensing)
- Virtual and in-person [geospatial consultations](#)
- Advising on simple to multi-year geospatial projects
- Guidance and editing of geospatial sections in grant proposals
- Connecting you with experts at Yale and beyond for potential collaborations
- GIS software management and advocacy
- Collaborations: lectures, hackathons, mapathons



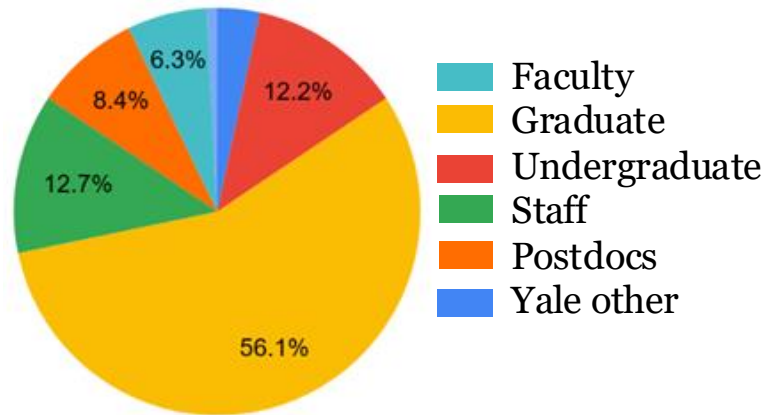
**GIS Research Guide:** [guides.library.yale.edu/gis](https://guides.library.yale.edu/gis)

**Geospatial Inquiries:** [geospatialhelp@yale.edu](mailto:geospatialhelp@yale.edu)

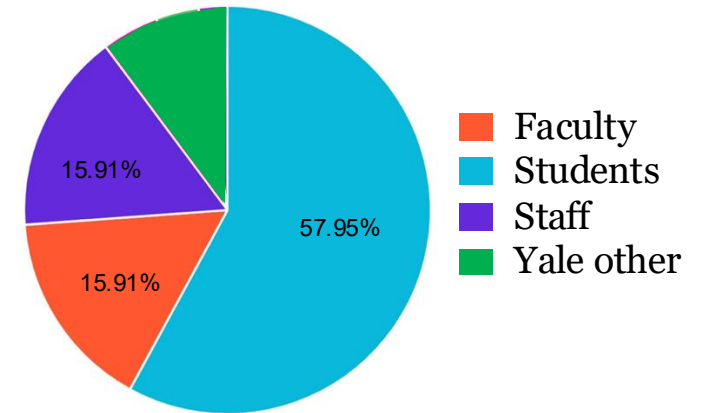
**Geospatial Consultations:** [guides.library.yale.edu/GIS/consultations](https://guides.library.yale.edu/GIS/consultations)

# Geospatial Support Services by the Numbers

### Yale GIS Accelerator Trainees by Affiliation



### ServiceNow Tickets by Affiliation



### Yale University's Esri ArcGIS Usage

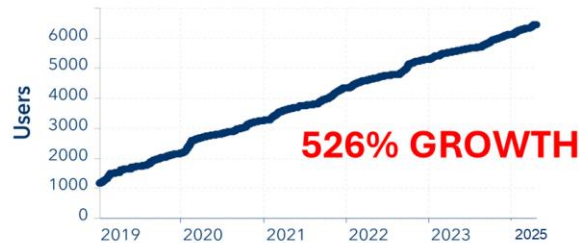
Please visit [Yale Library's GIS Support Services](#) to learn about Yale's GIS resources

Total Registered Users

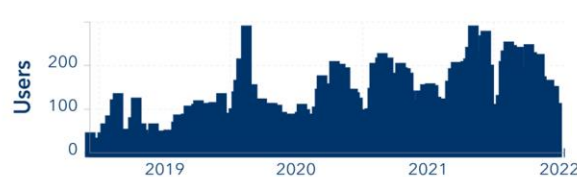
**7,297** 

Last Updated: 5/12/2025  
**(~5,500+ ACTIVE NETIDs)**

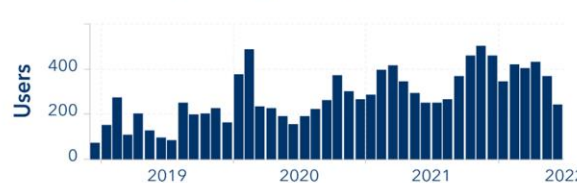
Registered Users by Day



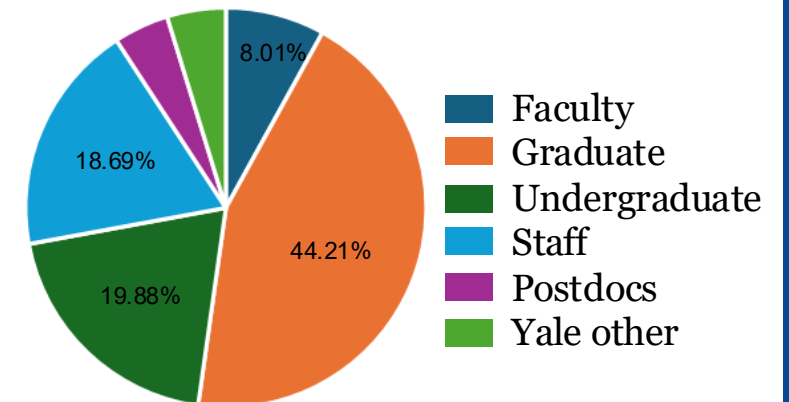
Unique Logins by Week



Unique Logins by Month



### Geospatial Consultations by Affiliation



Research Support:  
**StatLab**




[statlab@yale.edu](mailto:statlab@yale.edu)

**Visit:** [library.yale.edu/help-and-research-support/research-support/statlab](https://library.yale.edu/help-and-research-support/research-support/statlab)

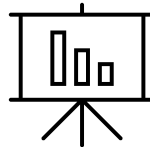
**Our mission** is to promote innovative research and student success by **supporting all data, computational, and statistical inquiries.**

**Our services include:**




**1-1 Consultations**

We offer both in-person and virtual consultations. Walk-ins welcome!



**Specialized Workshop & Instruction**

Computational training (R, Python, Stata)  
Building & Managing Data Pipelines  
Special Topics in Applied Statistics  
Full Schedule in September!



**Expertly Crafted Research Guides**

*Coming soon!*

# Research Support: Scholarly Communication & Collection Strategy

We oversee the selection and acquisition of the library's general collections, which support the core research and learning missions of the university.

We provide information and resources on issues in the scholarly environment: research, publishing, rights and reuse.

Copyright and Open Access publishing consultations.:

- Consult on author rights issues
- Support for [EliScholar](#) collections

## Learn more about:

- Scholarly Communication: [guides.library.yale.edu/scholcomm](https://guides.library.yale.edu/scholcomm)
- Collection Development: [library.yale.edu/policy/collection-development-statements](https://library.yale.edu/policy/collection-development-statements)
- Purchase Requests: [library.yale.edu/find-request-and-use/request/purchase-request](https://library.yale.edu/find-request-and-use/request/purchase-request)



**Sandra Aya Enimil**  
Director, Scholarly Communication  
and Collection Strategy  
[sandra.enimil@yale.edu](mailto:sandra.enimil@yale.edu)



**Lindsay Barnett**  
Scholarly Communication Librarian  
[lindsay.barnett@yale.edu](mailto:lindsay.barnett@yale.edu)



**Amauri Serrano**  
Head, Collection Strategy  
[amauri.serrano@yale.edu](mailto:amauri.serrano@yale.edu)

# Thank you!

**Jessica Bower Relevo**  
Associate Director of Resource  
Sharing & Reserves

[jessica.bower@yale.edu](mailto:jessica.bower@yale.edu)

**Kelly Marie Blanchat**  
Associate Director, Learning  
Engagement (RISS)

[kelly.blanchat@yale.edu](mailto:kelly.blanchat@yale.edu)

**Sandra Aya Enimil**  
Director of Scholarly Communication  
& Collection Strategy

[sandra.enimil@yale.edu](mailto:sandra.enimil@yale.edu)

**Anna Arays**  
Head, Area Studies Group,  
Area Studies & Humanities

[anna.arays@yale.edu](mailto:anna.arays@yale.edu)

**Anna Franz**  
Librarian for Instruction  
Services & Pedagogy (Beinecke)

[anna.franz@yale.edu](mailto:anna.franz@yale.edu)

**Janene Batten**  
Associate Director, Research  
Engagement (RISS)

[janene.batten@yale.edu](mailto:janene.batten@yale.edu)

**Rebecca Dikow**  
Director, Research Innovation &  
Student Success (RISS)

[rebecca.dikow@yale.edu](mailto:rebecca.dikow@yale.edu)